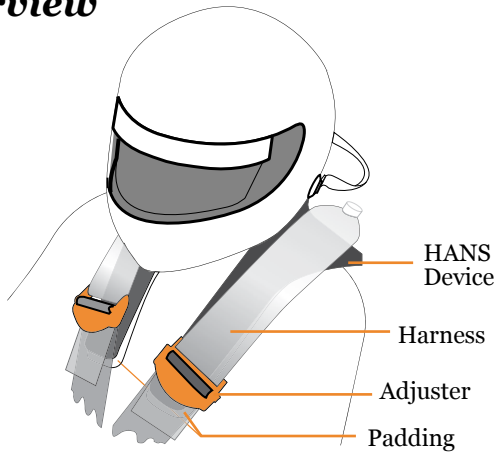


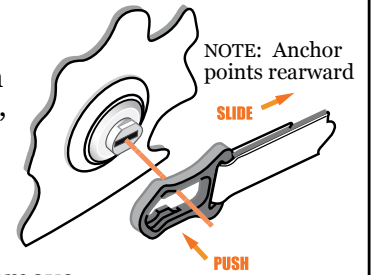
## Overview



- HANS Device is worn under the harness
- Adjusters should rest on lower part of device
- Adjust or remove padding for best fit
- Never modify the body of the HANS Device!

## Helmet Anchors

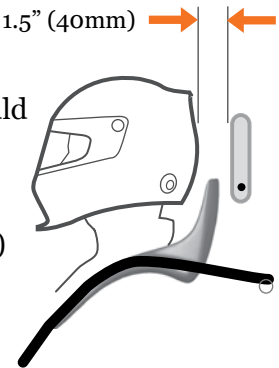
- Align slot in catch with slots on post, push in and slide catch rearward
- Push in and slide catch forward to remove



## Clearance

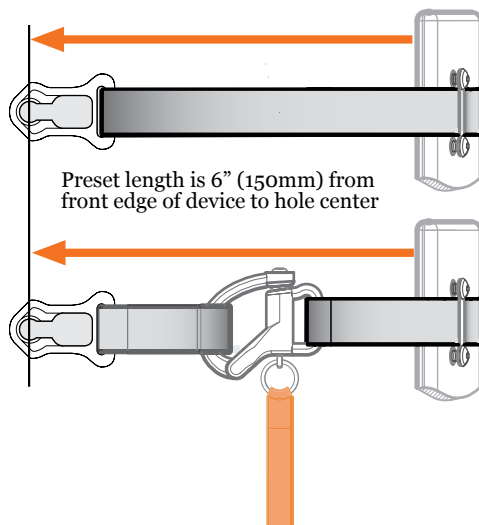
Approx. 1.5" (40mm)

- HANS Device should not contact helmet or headrest
- About 1.5" (40mm) clearance is required



## Tethers

- Tether length is pre-set at factory  
There is no need to adjust tether length
- Factory preset is 6" (150mm)  
Adjust +/- 1" (25mm) if required



## Belt Mounts

- 1-2" (25-50mm) below horizontal
- Minimize this distance  
Do not exceed 8" (200mm)
- 3" (75mm) maximum belt separation, inner edge to inner edge
- Belts should wrap up HANS Device collar as shown

